



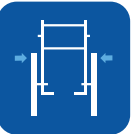
















# Technical data ▼

For more comprehensive pre-sales information about this product, including the product's user manual, please see your local Invacare website.

						
Seat width ▼	Seat depth ▼	Seat to floor height ▼	Folding dimensions ▼	Driving unit width ▼	Total length ▼	Total height ▼
<b>Kompas</b> 460mm	420mm	520mm	590 x 370 x 810mm	590mm	970mm	950-1000mm

						
Total weight ▼	Max. user weight ▼	Battery capacity ▼	Battery weight ▼	Motor capacity ▼	Turning diameter ▼	Ground clearance ▼
<b>Kompas</b> 20.9kg excluding battery	115kg	24 volt/11.4ah lithium ion battery	2.1kg	DC24V,70 watt	825mm	30mm

				
Max. safe slope ▼	Max. driving distance ▼	Max. driving speed ▼	Tyre size ▼	Castor size ▼
<b>Kompas</b> 6°	11km	6.4 kph / 4 mph	8" pneumatic	7" PU